



NATA LIGHTING CO.,LTD.
www.nata.cn
Email:info@nata.com
Tel:+86-750-3770000 Fax:+86 750 3771111
Address:Address:380JinOu Road,GaoXin Zone,Jiang Men City,Guangdong,China

Nata

Client:

LumCAT: 2-2521-L

Luminaire: 92.70.411.00

Report No: 2024903-B006

Ballast type: AC

Test No: 2024903-C006

Voltage(V): 36.700

LampCAT: LUMILEDS LUXEON CoB 1208 Current(A): 0.898

Lamp flux(lm): 4068.0 Power (W): 32.970

Number of Lamps: 1 PF: 0.000

Length(mm): 0 Width(mm): 0

Phm Type: C Height(mm): 0

Photometric Results

Lumens(lm): 3714.90, Efficiency(%): 91.32% , Luminous Efficacy(lm/W): 112.68

Central intensity(cd): 6250.417, Maximum intensity(cd): 6250.417

Angle of maximum intensity: C=0.0 γ =0.0

Beam Angle(50%Imax): [C0/180]Total=48.8

[C90/270]Total=48.8

Field angle(10%Imax): [C0/180]Total=69.0

[C90/270]Total=69.0

Maximum s/h(1/2): C0_180=0.76 C90_270=0.76

Maximum s/h(1/4): C0_180=0.75 C90_270=0.75

Up flux rate of lamp(%): 0.00%

Down flux rate of lamp(%): 91.32%

Up flux rate of LUM(%): - -

Down flux rate of LUM(%): 100.00%

CIE Type : Direct lighting

Output flux ratio in π solid angle : 99.258%

Equipment: GMS 1800
Temperature(°C): 25.0

Date: 2024/9/3
Humidity(%): 60.0%

Operator: NT
Distance(m): 7.25

$\gamma(^{\circ})$	Average I(cd)	Zonal F(lm)	Sum F(lm)	Eff Flux(%)	Eff Sum(%)
0.0	6250.417	0.000	0	0.00%	0.00%
1.0	6237.934	5.975	5.975	0.15%	0.16%
2.0	6193.499	17.843	23.818	0.44%	0.64%
3.0	6127.073	29.467	53.285	0.72%	1.43%
4.0	6049.688	40.760	94.044	1.00%	2.53%
5.0	5936.790	51.565	145.61	1.27%	3.92%
6.0	5836.921	61.874	207.484	1.52%	5.59%
7.0	5726.047	71.771	279.255	1.76%	7.52%
8.0	5598.800	81.050	360.305	1.99%	9.70%
9.0	5481.651	89.801	450.106	2.21%	12.12%
10.0	5364.588	98.154	548.26	2.41%	14.76%
11.0	5239.634	105.958	654.218	2.60%	17.61%
12.0	5116.644	113.209	767.427	2.78%	20.66%
13.0	4991.210	119.955	887.382	2.95%	23.89%
14.0	4853.102	126.006	1013.388	3.10%	27.28%
15.0	4728.030	131.534	1144.922	3.23%	30.82%
16.0	4594.587	136.602	1281.524	3.36%	34.50%
17.0	4442.832	140.737	1422.261	3.46%	38.29%
18.0	4304.448	144.224	1566.485	3.55%	42.17%
19.0	4142.727	146.964	1713.449	3.61%	46.12%
20.0	3965.341	148.400	1861.849	3.65%	50.12%
21.0	3798.258	149.077	2010.926	3.66%	54.13%
22.0	3609.802	148.868	2159.794	3.66%	58.14%
23.0	3421.135	147.528	2307.322	3.63%	62.11%
24.0	3217.640	145.147	2452.469	3.57%	66.02%
25.0	3007.515	141.546	2594.016	3.48%	69.83%
26.0	2781.785	136.657	2730.673	3.36%	73.51%
27.0	2532.593	130.017	2860.69	3.20%	77.01%
28.0	2278.328	121.802	2982.492	2.99%	80.28%
29.0	1968.958	111.121	3093.613	2.73%	83.28%
30.0	1679.819	98.516	3192.13	2.42%	85.93%
31.0	1439.477	86.805	3278.935	2.13%	88.26%
32.0	1096.782	72.661	3351.596	1.79%	90.22%
33.0	917.314	59.336	3410.932	1.46%	91.82%
34.0	716.782	49.453	3460.385	1.22%	93.15%
35.0	533.253	38.821	3499.206	0.95%	94.19%
36.0	395.171	29.561	3528.767	0.73%	94.99%
37.0	314.232	23.137	3551.904	0.57%	95.61%

$\gamma(^{\circ})$	Average I(cd)	Zonal F(lm)	Sum F(lm)	Eff Flux(%)	Eff Sum(%)
38.0	237.247	18.408	3570.312	0.45%	96.11%
39.0	199.429	14.905	3585.217	0.37%	96.51%
40.0	156.584	12.416	3597.633	0.31%	96.84%
41.0	130.506	10.223	3607.856	0.25%	97.12%
42.0	109.238	8.710	3616.566	0.21%	97.35%
43.0	94.652	7.553	3624.119	0.19%	97.56%
44.0	81.662	6.655	3630.774	0.16%	97.74%
45.0	73.305	5.956	3636.729	0.15%	97.90%
46.0	65.486	5.428	3642.157	0.13%	98.04%
47.0	58.975	4.950	3647.107	0.12%	98.18%
48.0	53.522	4.548	3651.655	0.11%	98.30%
49.0	48.732	4.199	3655.854	0.10%	98.41%
50.0	44.560	3.890	3659.744	0.10%	98.52%
51.0	40.887	3.615	3663.359	0.09%	98.61%
52.0	37.746	3.374	3666.733	0.08%	98.70%
53.0	34.744	3.153	3669.886	0.08%	98.79%
54.0	32.438	2.961	3672.847	0.07%	98.87%
55.0	29.967	2.786	3675.633	0.07%	98.94%
56.0	27.930	2.616	3678.249	0.06%	99.01%
57.0	26.071	2.469	3680.718	0.06%	99.08%
58.0	24.205	2.325	3683.043	0.06%	99.14%
59.0	22.812	2.198	3685.241	0.05%	99.20%
60.0	21.367	2.087	3687.329	0.05%	99.26%
61.0	19.901	1.969	3689.298	0.05%	99.31%
62.0	18.712	1.861	3691.159	0.05%	99.36%
63.0	17.608	1.766	3692.925	0.04%	99.41%
64.0	16.649	1.681	3694.606	0.04%	99.45%
65.0	15.545	1.593	3696.199	0.04%	99.50%
66.0	14.672	1.508	3697.707	0.04%	99.54%
67.0	13.844	1.434	3699.141	0.04%	99.58%
68.0	12.990	1.359	3700.5	0.03%	99.61%
69.0	12.175	1.284	3701.784	0.03%	99.65%
70.0	11.406	1.211	3702.995	0.03%	99.68%
71.0	10.703	1.143	3704.138	0.03%	99.71%
72.0	9.993	1.076	3705.214	0.03%	99.74%
73.0	9.310	1.009	3706.223	0.02%	99.77%
74.0	8.679	0.946	3707.169	0.02%	99.79%
75.0	8.114	0.887	3708.056	0.02%	99.82%

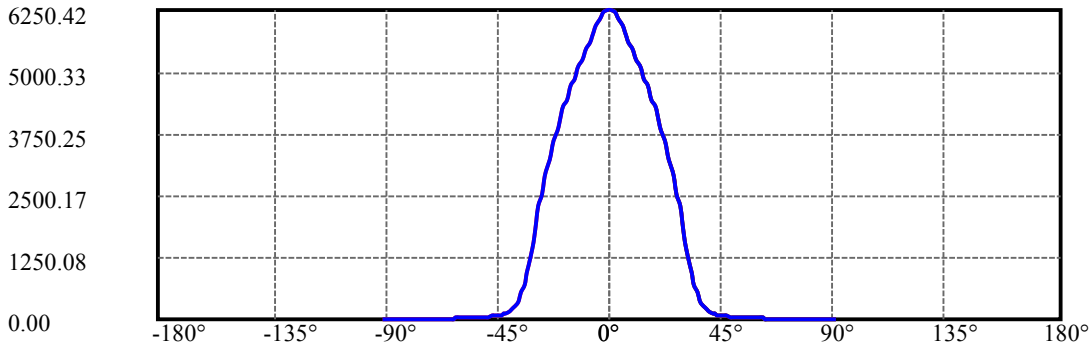
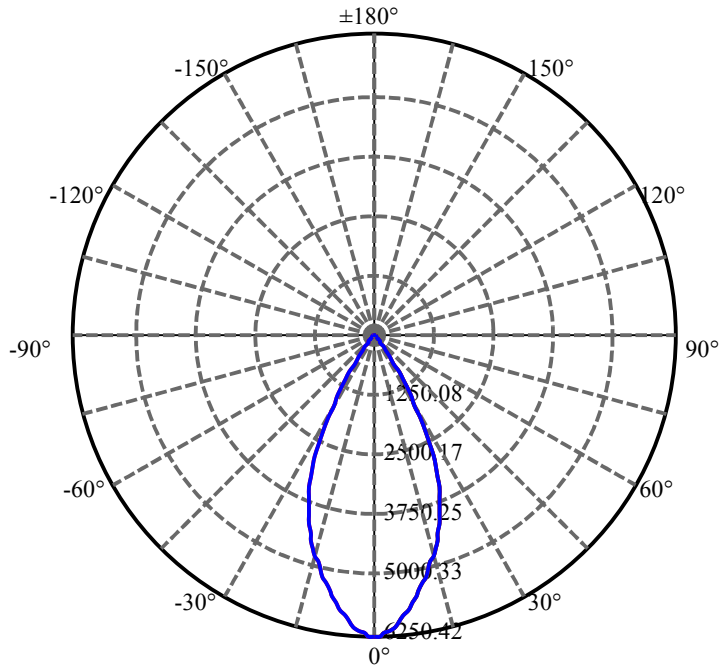
$\gamma(^{\circ})$	Average I(cd)	Zonal F(lm)	Sum F(lm)	Eff Flux(%)	Eff Sum(%)
76.0	7.497	0.829	3708.885	0.02%	99.84%
77.0	6.919	0.769	3709.654	0.02%	99.86%
78.0	6.393	0.713	3710.366	0.02%	99.88%
79.0	5.788	0.655	3711.021	0.02%	99.90%
80.0	5.283	0.597	3711.618	0.01%	99.91%
81.0	4.763	0.543	3712.161	0.01%	99.93%
82.0	4.251	0.489	3712.65	0.01%	99.94%
83.0	3.745	0.435	3713.084	0.01%	99.95%
84.0	3.292	0.383	3713.468	0.01%	99.96%
85.0	2.819	0.333	3713.801	0.01%	99.97%
86.0	2.484	0.290	3714.091	0.01%	99.98%
87.0	2.116	0.252	3714.343	0.01%	99.98%
88.0	1.820	0.216	3714.558	0.01%	99.99%
89.0	1.511	0.183	3714.741	0.00%	100.00%
90.0	1.406	0.160	3714.901	0.00%	100.00%

ZONAL LUMEN SUMMARY

Zone	Lumens	%Lamp	%Fixt
0-30	3192.13	78.47%	85.93%
0-40	3597.63	88.44%	96.84%
0-60	3687.33	90.64%	99.26%
0-90	3714.74	91.32%	100.00%
0-120	3714.74	91.32%	100.00%
0-180	3714.90	91.32%	100.00%
60-90	27.41	0.67%	0.74%
90-120	0.00	0.00%	0.00%
90-130	0.00	0.00%	0.00%
90-150	0.00	0.00%	0.00%
90-180	0.00	0.00%	0.00%
0-27.91	2971.92	73.06%	80.00%

ZONAL LUMEN SUMMARY

0-10	548.26
10-20	1313.59
20-30	1330.28
30-40	405.50
40-50	62.11
50-60	27.58
60-70	15.67
70-80	8.62
80-90	3.12
90-100	0.00
100-110	0.00
110-120	0.00
120-130	0.00
130-140	0.00
140-150	0.00
150-160	0.00
160-170	0.00
170-180	0.00



C0(Max): —————

C0/C180: —————

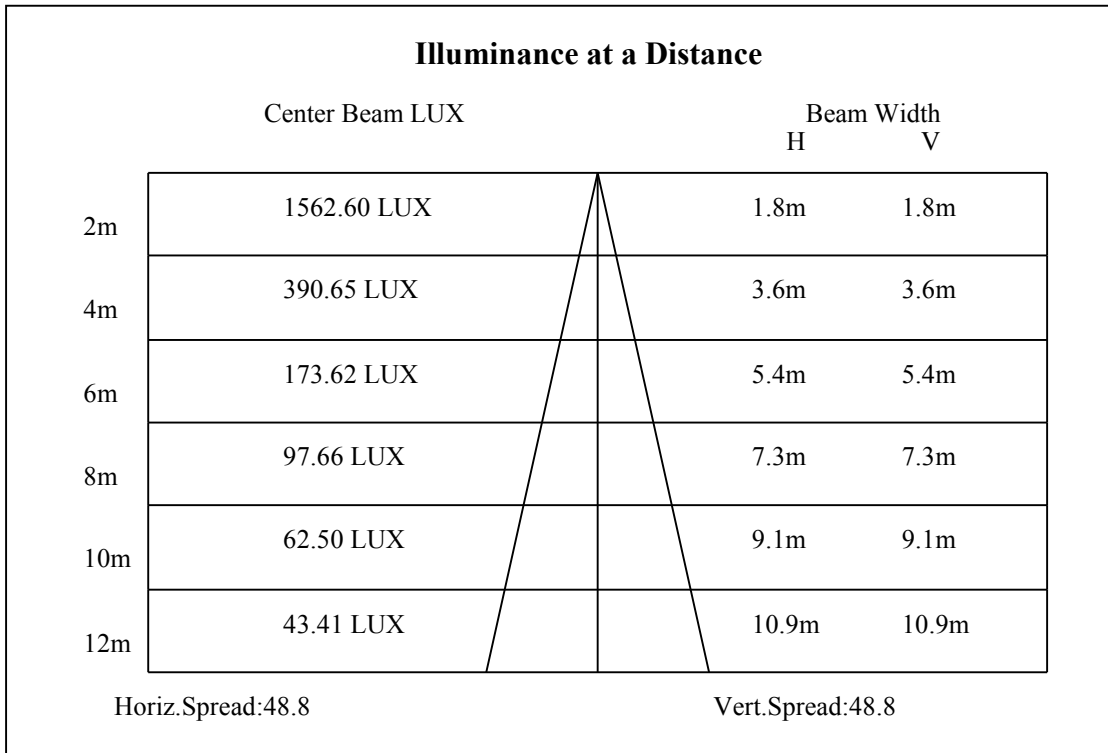
C90/C270: —————

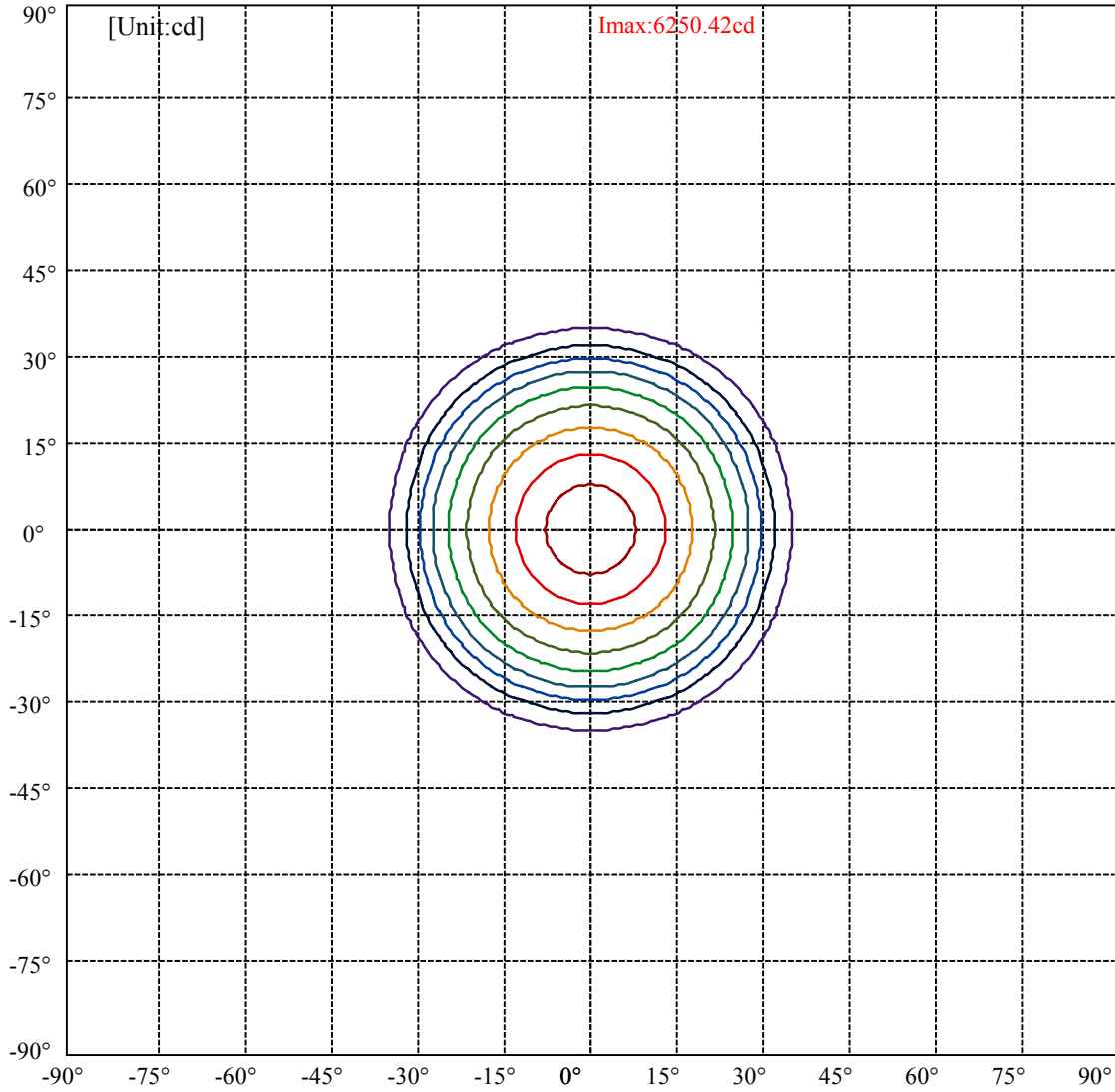
Field angle(10%Imax):C0/180Left:34.5 Right:34.5

:C90/270Left:34.5 Right:34.5

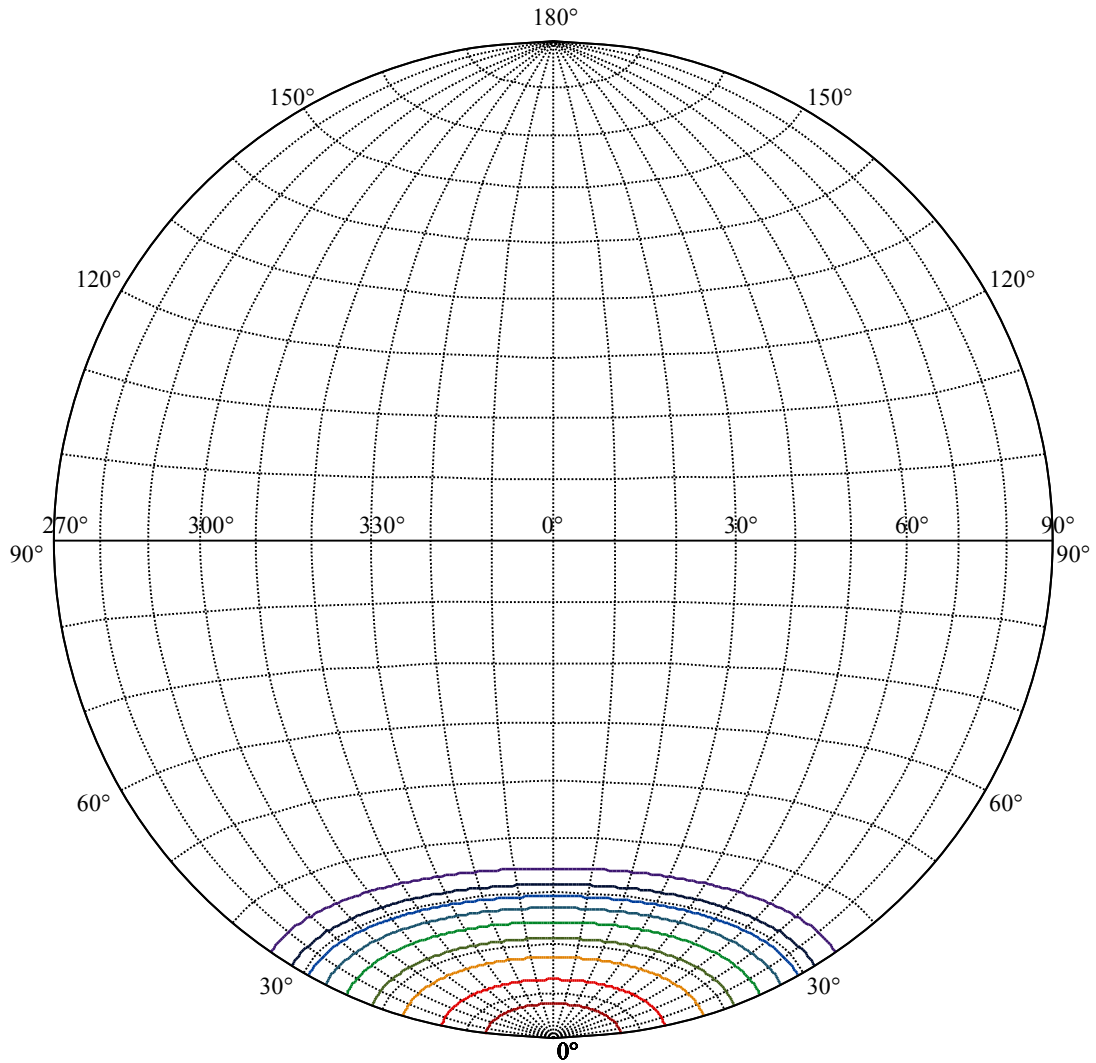
Beam Angle(50%Imax):C0/180Left:24.4 Right:24.4

:C90/270Left:24.4 Right:24.4





(10%Imax) 625.042	—
(20%Imax) 1250.08	—
(30%Imax) 1875.13	—
(40%Imax) 2500.17	—
(50%Imax) 3125.21	—
(60%Imax) 3750.25	—
(70%Imax) 4375.29	—
(80%Imax) 5000.33	—
(90%Imax) 5625.38	—



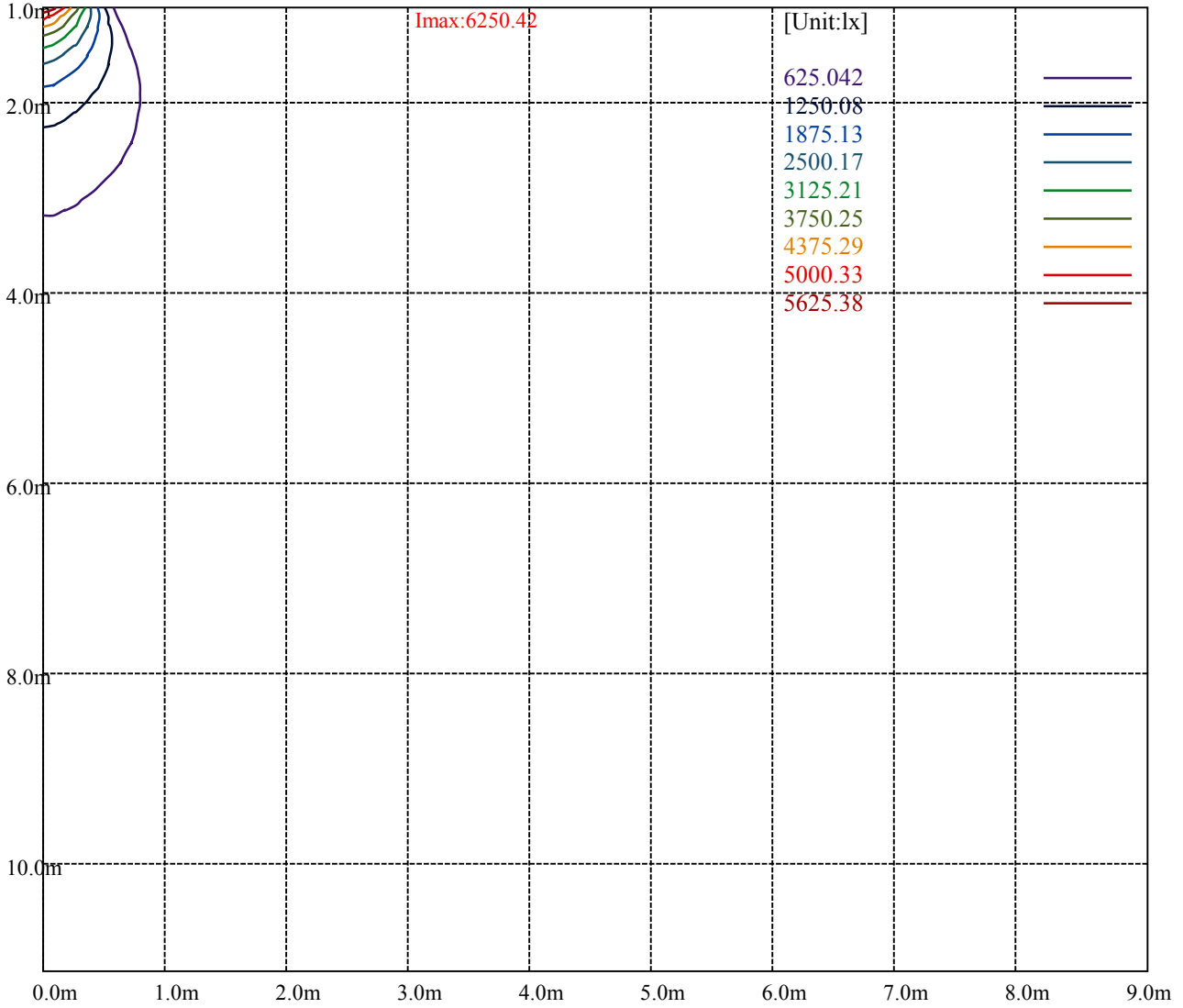
House

[Unit:cd]

Road

Imax:6250.42

(10%Imax)	625.042	—
(20%Imax)	1250.08	—
(30%Imax)	1875.13	—
(40%Imax)	2500.17	—
(50%Imax)	3125.21	—
(60%Imax)	3750.25	—
(70%Imax)	4375.29	—
(80%Imax)	5000.33	—
(90%Imax)	5625.38	—



Luminance Table

γ	45	50	55	60	65	70	75	80	85
C0	0	0	0	0	0	0	0	0	0
C45	0	0	0	0	0	0	0	0	0
C90	0	0	0	0	0	0	0	0	0

L(Hor)(65)	L(Ver)(65)	L45(65)	L(Hor)(75)	L(Ver)(75)	L45(75)	L(Hor)(85)	L(Ver)(85)	L45(85)
0	0	0	0	0	0	0	0	0

Glare Table

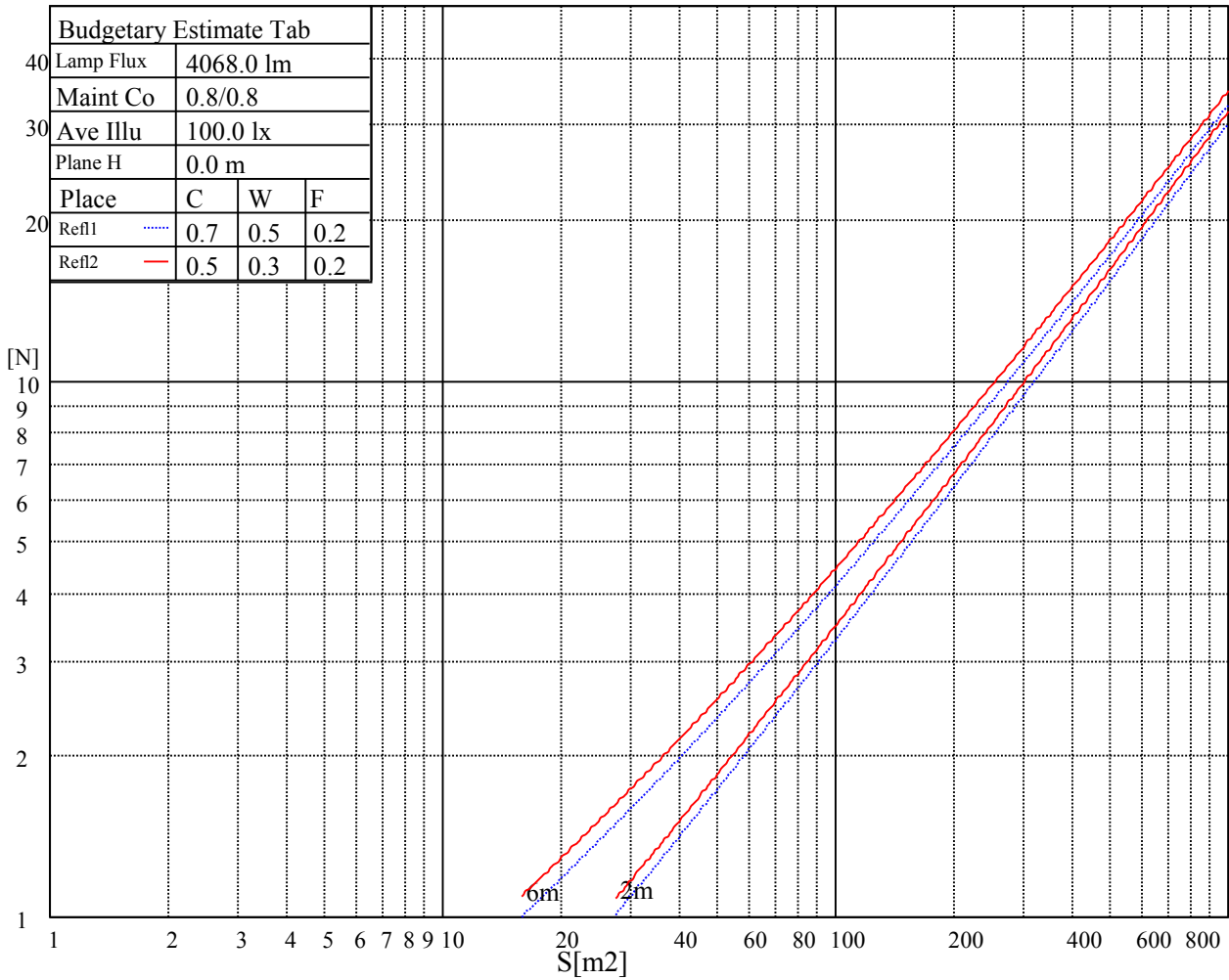
Glare	Quality	Service Values Illuminance(lx)							
1.15	A	2000	1000	500	<=300				
1.5	B		2000	1000	500	<=300			
1.85	C			2000	1000	500	<=300		
2.2	D				2000	1000	500	<=300	
2.55	E					2000	1000	500	<=300
		a	b	c	d	e	f	g	h

Luminance Limiting Curve

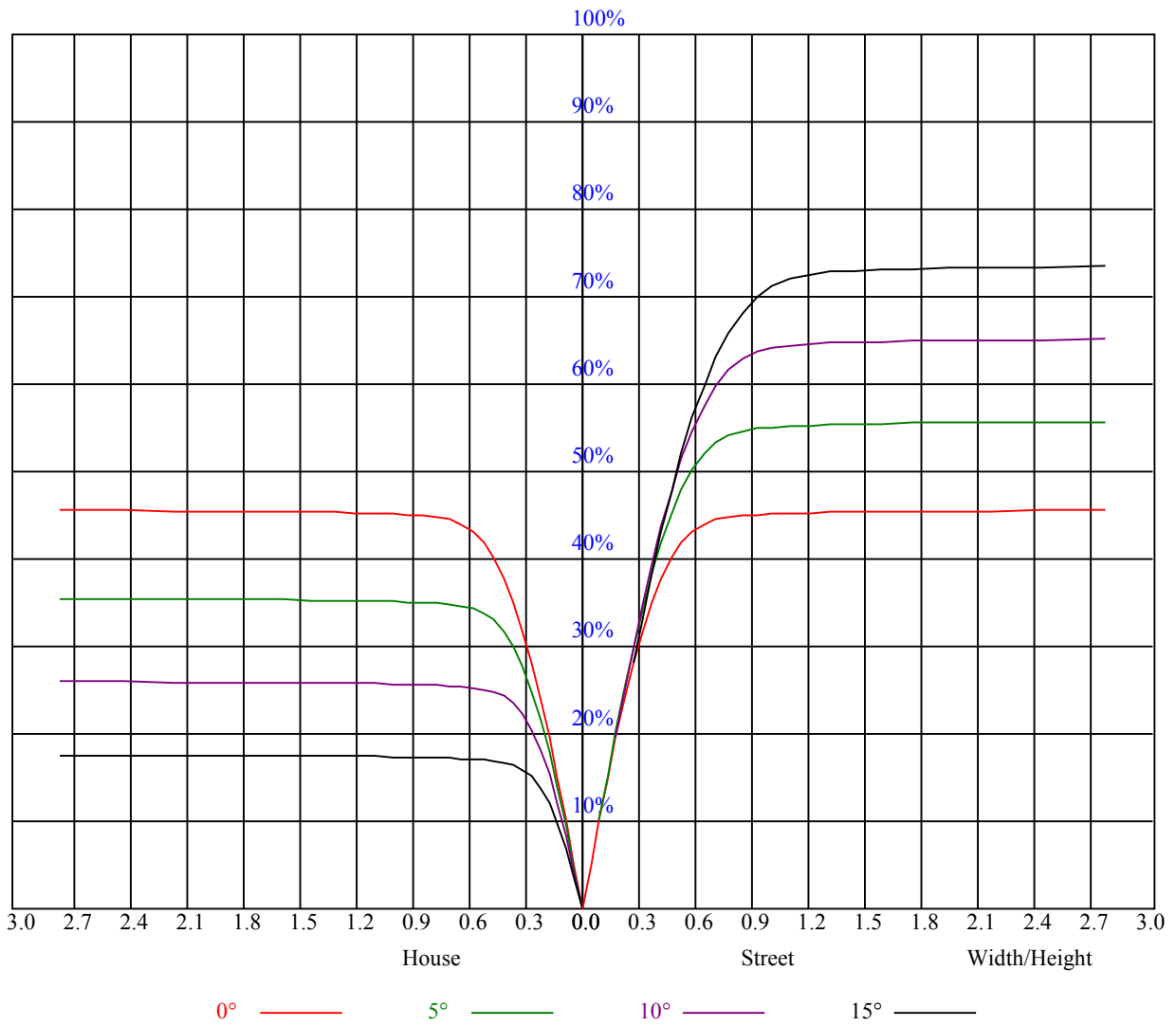


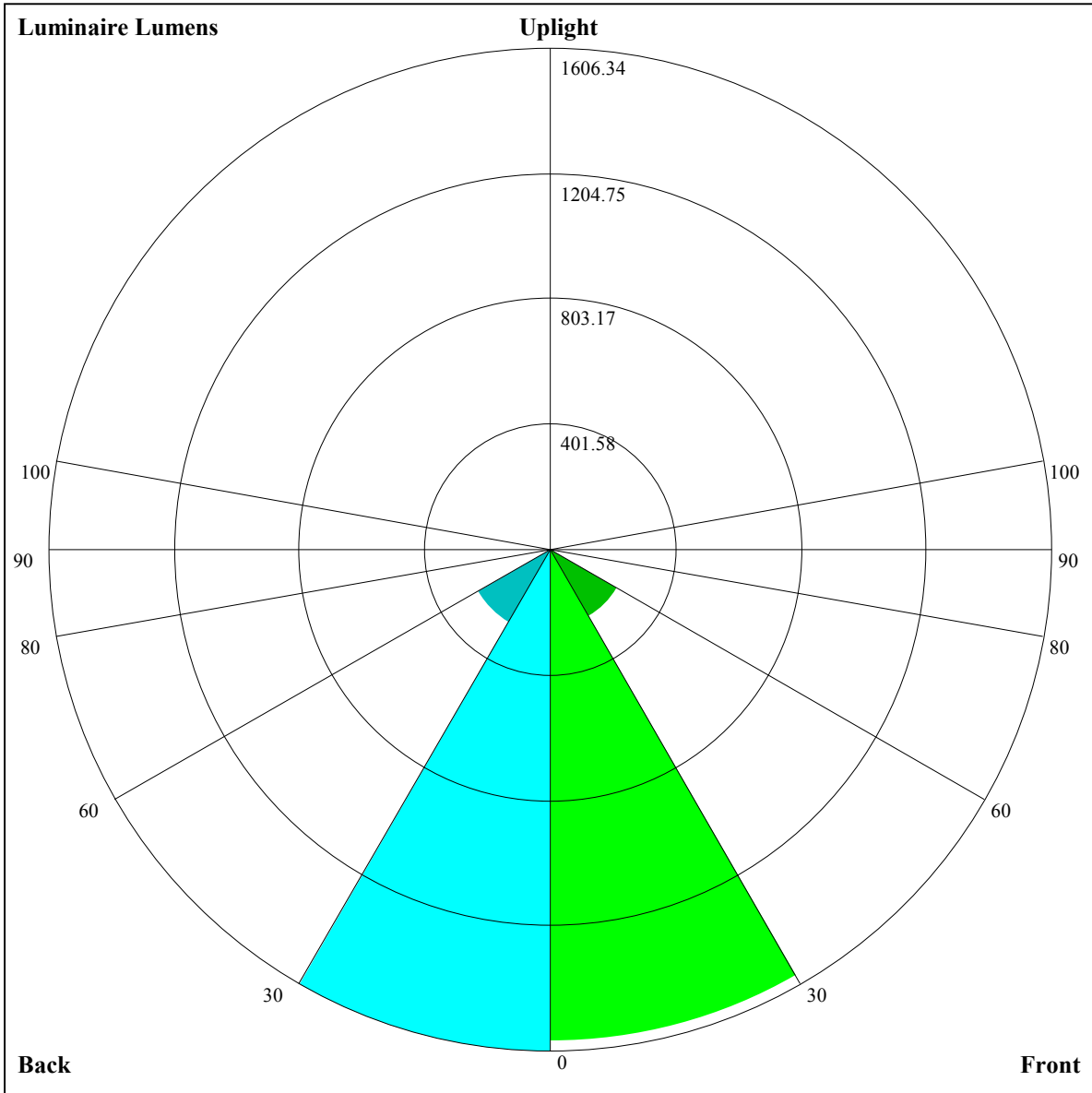
Illumination assessment according UGR											
Rf of Ceiling	70	70	50	50	30	70	70	50	50	30	
Rf of Wall	50	30	50	30	30	50	30	50	30	30	
Rf of Floor	20	20	20	20	20	20	20	20	20	20	
Room dimensions		Viewed crosswise					Viewed endwise				
X	Y										
2H	2H	非数字	非数字	非数字	非数字	非数字	非数字	非数字	非数字	非数字	
	3H	非数字	非数字	非数字	非数字	非数字	非数字	非数字	非数字	非数字	
	4H	非数字	非数字	非数字	非数字	非数字	非数字	非数字	非数字	非数字	
	6H	非数字	非数字	非数字	非数字	非数字	非数字	非数字	非数字	非数字	
	8H	非数字	非数字	非数字	非数字	非数字	非数字	非数字	非数字	非数字	
4H	12H	非数字	非数字	非数字	非数字	非数字	非数字	非数字	非数字	非数字	
	2H	非数字	非数字	非数字	非数字	非数字	非数字	非数字	非数字	非数字	
	3H	非数字	非数字	非数字	非数字	非数字	非数字	非数字	非数字	非数字	
	4H	非数字	非数字	非数字	非数字	非数字	非数字	非数字	非数字	非数字	
	6H	非数字	非数字	非数字	非数字	非数字	非数字	非数字	非数字	非数字	
8H	8H	非数字	非数字	非数字	非数字	非数字	非数字	非数字	非数字	非数字	
	12H	非数字	非数字	非数字	非数字	非数字	非数字	非数字	非数字	非数字	
	4H	非数字	非数字	非数字	非数字	非数字	非数字	非数字	非数字	非数字	
	6H	非数字	非数字	非数字	非数字	非数字	非数字	非数字	非数字	非数字	
	8H	非数字	非数字	非数字	非数字	非数字	非数字	非数字	非数字	非数字	
12H	12H	非数字	非数字	非数字	非数字	非数字	非数字	非数字	非数字	非数字	
	4H	非数字	非数字	非数字	非数字	非数字	非数字	非数字	非数字	非数字	
	6H	非数字	非数字	非数字	非数字	非数字	非数字	非数字	非数字	非数字	
	8H	非数字	非数字	非数字	非数字	非数字	非数字	非数字	非数字	非数字	
Variation with the observer position at spacings:											
S = 1.0H		非数字/非数字					非数字/非数字				
S = 1.5H		非数字/非数字					非数字/非数字				
S = 2.0H		非数字/非数字					非数字/非数字				
Standard tables:		BK0					BK0				
Uncorrected UGR		负无穷大					负无穷大				

UGR calculation is based on CIE Publ. 117 ,S/H = 0.25



RHOCC	80			70			50			30			10			0
RHOW	50	30	10	50	30	10	50	30	10	50	30	10	50	30	10	0
RCR	COEFFICIENTS OF UTILIZATION RHOFC=20 CU															
0	1.09	1.09	1.09	1.06	1.06	1.06	1.01	1.01	1.01	0.97	0.97	0.97	0.93	0.93	0.93	0.91
1	1.02	1.00	0.98	1.00	0.98	0.96	0.96	0.95	0.93	0.93	0.92	0.90	0.90	0.89	0.88	0.86
2	0.95	0.92	0.89	0.94	0.91	0.88	0.91	0.89	0.86	0.88	0.86	0.85	0.86	0.84	0.83	0.81
3	0.90	0.86	0.83	0.89	0.85	0.82	0.86	0.83	0.81	0.84	0.82	0.79	0.82	0.80	0.78	0.77
4	0.85	0.80	0.77	0.84	0.80	0.76	0.82	0.78	0.76	0.80	0.77	0.75	0.79	0.76	0.74	0.73
5	0.80	0.76	0.72	0.79	0.75	0.72	0.78	0.74	0.71	0.76	0.73	0.70	0.75	0.72	0.70	0.69
6	0.76	0.71	0.68	0.75	0.71	0.68	0.74	0.70	0.67	0.73	0.69	0.67	0.72	0.69	0.66	0.65
7	0.72	0.67	0.64	0.72	0.67	0.64	0.71	0.66	0.63	0.70	0.66	0.63	0.69	0.65	0.63	0.62
8	0.69	0.64	0.61	0.68	0.64	0.60	0.67	0.63	0.60	0.66	0.63	0.60	0.66	0.62	0.60	0.59
9	0.66	0.61	0.57	0.65	0.61	0.57	0.64	0.60	0.57	0.64	0.60	0.57	0.63	0.59	0.57	0.56
10	0.63	0.58	0.55	0.62	0.58	0.55	0.62	0.57	0.54	0.61	0.57	0.54	0.60	0.57	0.54	0.53





Luminaire Lumens:

FL=1577.39,FM=245.01,FH=12.11,FVH=1.62

BL=1606.34,BM=268.69,BH=12.64,BVH=1.71

UL=0,UH=0

BUG Rating:B3-U0-G0

Intensity data(cd)

C/γ(°)	0.0	1.0	2.0	3.0	4.0	5.0	6.0	7.0	8.0
0.0	6233.28	6164.16	6113.49	6037.17	5964.16	5789.76	5723.48	5632.07	5493.36
45.0	6282.32	6236.07	6149.13	6076.17	5960.27	5831.02	5720.11	5593.65	5449.89
90.0	6190.39	6084.53	5980.30	5855.52	5758.01	5611.47	5501.72	5393.65	5278.85
135.0	6295.67	6264.45	6175.31	6078.38	5974.20	5861.09	5723.48	5594.75	5488.37
180.0	6233.28	6267.24	6242.74	6187.03	6114.02	6032.13	5920.69	5832.12	5705.08
225.0	6282.32	6290.68	6272.28	6200.96	6163.64	6032.70	5955.80	5830.44	5676.12
270.0	6190.39	6276.17	6321.85	6324.11	6300.67	6232.70	6151.92	6062.24	5960.80
315.0	6295.67	6320.17	6292.89	6257.25	6162.53	6103.45	5998.17	5869.44	5737.93
360.0	6233.28	6164.16	6113.49	6037.17	5964.16	5789.76	5723.48	5632.07	5493.36
C/γ(°)	9.0	10.0	11.0	12.0	13.0	14.0	15.0	16.0	17.0
0.0	5356.28	5247.10	5126.74	5014.20	4881.58	4764.58	4660.40	4511.07	4355.07
45.0	5342.93	5249.31	5113.39	4968.52	4899.98	4731.73	4643.11	4503.82	4331.68
90.0	5152.91	5018.67	4877.12	4751.76	4611.36	4480.43	4351.75	4190.18	4015.78
135.0	5355.17	5255.46	5137.88	5023.66	4884.95	4730.05	4598.01	4482.69	4358.43
180.0	5596.43	5475.54	5350.70	5247.10	5120.06	4988.55	4854.30	4756.22	4603.58
225.0	5597.01	5479.43	5355.75	5232.07	5100.56	4957.38	4809.73	4673.23	4512.75
270.0	5823.19	5693.94	5571.36	5437.07	5306.13	5169.63	5034.80	4904.97	4771.83
315.0	5629.29	5497.25	5384.13	5258.77	5125.05	5002.48	4872.12	4734.51	4593.54
360.0	5356.28	5247.10	5126.74	5014.20	4881.58	4764.58	4660.40	4511.07	4355.07
C/γ(°)	18.0	19.0	20.0	21.0	22.0	23.0	24.0	25.0	26.0
0.0	4176.25	3997.38	3805.16	3609.57	3489.78	3183.92	2962.74	2821.19	2466.29
45.0	4248.10	4062.56	3856.41	3668.65	3493.15	3318.22	3114.85	2879.16	2617.82
90.0	3845.26	3675.91	3492.04	3304.81	3122.63	2904.24	2662.97	2392.17	2228.39
135.0	4203.53	4027.44	3889.84	3723.26	3497.04	3349.39	3133.78	2901.45	2638.48
180.0	4467.08	4362.90	4160.06	4013.51	3832.44	3644.68	3463.08	3274.75	3058.56
225.0	4354.54	4191.81	4025.24	3841.95	3646.94	3455.83	3276.43	3142.71	2900.87
270.0	4693.83	4552.86	4405.79	4240.85	4084.32	3921.58	3738.88	3553.33	3370.57
315.0	4447.00	4270.97	4088.21	3983.45	3712.12	3591.23	3388.39	3095.35	2973.30
360.0	4176.25	3997.38	3805.16	3609.57	3489.78	3183.92	2962.74	2821.19	2466.29
C/γ(°)	27.0	28.0	29.0	30.0	31.0	32.0	33.0	34.0	35.0
0.0	2309.18	2030.02	1743.08	1110.96	1110.96	913.75	683.94	487.57	339.45
45.0	2350.38	2069.60	1785.44	1519.69	1252.77	995.38	755.80	542.97	374.72
90.0	1823.87	1650.62	1106.23	1106.23	854.93	636.48	451.77	322.21	247.15
135.0	2357.64	2061.82	1763.73	1476.22	1195.43	937.45	709.02	507.86	361.31
180.0	2799.48	2524.26	2237.32	1932.51	1636.69	1362.00	1101.82	859.45	639.37
225.0	2702.55	2437.32	2176.03	1895.19	1628.33	1008.57	1008.57	865.28	646.26
270.0	3179.45	2979.45	2740.40	2471.33	2189.96	1900.77	1607.73	1326.36	1056.66
315.0	2738.19	2473.54	2199.43	1926.42	1646.73	1019.87	1019.87	822.55	601.10
360.0	2309.18	2030.02	1743.08	1110.96	1110.96	913.75	683.94	487.57	339.45
C/γ(°)	36.0	37.0	38.0	39.0	40.0	41.0	42.0	43.0	44.0
0.0	251.04	200.47	164.21	138.66	118.95	102.97	94.77	83.00	70.43
45.0	287.78	287.78	176.29	143.34	119.53	101.45	86.89	75.48	66.33
90.0	197.00	160.32	133.35	113.17	97.45	85.05	75.22	68.80	60.60
135.0	276.64	276.64	224.70	160.79	136.24	117.00	101.55	89.46	79.53
180.0	458.82	375.24	315.11	315.11	178.29	147.18	123.78	105.49	90.83
225.0	460.24	330.51	251.77	198.69	160.84	133.98	121.21	103.92	85.31
270.0	809.83	592.01	413.14	334.03	295.03	224.18	157.58	133.67	115.48
315.0	420.03	290.88	219.40	191.64	146.33	132.25	112.90	97.40	84.78
360.0	251.04	200.47	164.21	138.66	118.95	102.97	94.77	83.00	70.43

Intensity data(cd)

C/γ(°)	45.0	46.0	47.0	48.0	49.0	50.0	51.0	52.0	53.0
0.0	65.81	59.34	53.93	49.20	44.84	41.16	37.74	34.80	32.01
45.0	58.98	52.98	47.94	43.63	39.68	36.37	33.43	31.85	28.49
90.0	56.19	51.51	47.31	43.52	40.26	37.37	34.59	32.12	29.86
135.0	71.01	64.13	58.34	53.25	48.62	44.63	41.00	37.74	34.74
180.0	79.11	69.28	60.97	54.14	48.41	43.36	39.11	35.58	32.64
225.0	79.11	70.12	62.86	57.03	51.88	47.31	43.47	39.79	36.69
270.0	101.39	89.78	80.47	72.69	66.18	60.50	55.66	51.35	47.62
315.0	74.85	66.75	59.97	54.72	49.99	45.78	42.10	38.74	35.90
360.0	65.81	59.34	53.93	49.20	44.84	41.16	37.74	34.80	32.01
C/γ(°)	54.0	55.0	56.0	57.0	58.0	59.0	60.0	61.0	62.0
0.0	29.59	27.28	25.23	23.39	21.76	20.13	18.71	17.50	16.35
45.0	27.17	25.18	22.71	21.76	20.39	19.08	17.98	16.93	15.98
90.0	27.75	25.91	24.18	22.65	21.24	19.87	18.66	17.50	16.40
135.0	32.17	29.86	28.07	25.60	23.81	22.50	20.92	19.55	18.24
180.0	30.22	28.02	26.18	24.97	23.50	21.92	20.97	19.92	18.98
225.0	33.80	31.64	29.22	27.17	25.23	23.65	22.18	20.45	19.03
270.0	45.47	40.95	39.16	36.37	32.90	31.54	29.33	27.23	25.39
315.0	33.32	30.91	28.70	26.65	24.81	23.81	22.18	20.13	19.34
360.0	29.59	27.28	25.23	23.39	21.76	20.13	18.71	17.50	16.35
C/γ(°)	63.0	64.0	65.0	66.0	67.0	68.0	69.0	70.0	71.0
0.0	15.35	14.88	13.56	13.14	12.35	11.67	11.04	10.30	9.67
45.0	15.19	14.40	13.61	12.88	12.25	11.56	10.88	10.30	9.67
90.0	15.40	14.93	13.56	12.67	12.14	11.41	10.62	9.93	9.41
135.0	17.14	16.08	15.09	14.09	13.19	12.40	11.56	10.78	10.14
180.0	17.98	17.03	16.14	15.30	14.40	13.51	12.67	11.93	11.14
225.0	18.08	16.98	15.98	15.14	14.35	13.46	12.72	11.83	11.09
270.0	23.65	21.97	20.50	19.13	17.92	16.66	15.45	14.45	13.46
315.0	18.08	16.93	15.93	15.03	14.14	13.25	12.46	11.72	11.04
360.0	15.35	14.88	13.56	13.14	12.35	11.67	11.04	10.30	9.67
C/γ(°)	72.0	73.0	74.0	75.0	76.0	77.0	78.0	79.0	80.0
0.0	9.15	8.52	7.94	7.36	6.83	6.25	5.73	5.10	4.63
45.0	9.04	8.62	7.88	7.36	6.83	6.25	5.73	5.15	4.68
90.0	8.78	8.09	7.57	6.99	6.41	5.78	5.20	4.68	4.21
135.0	9.51	8.88	8.30	7.67	7.15	6.57	5.94	5.47	5.10
180.0	10.30	9.67	9.15	8.46	7.83	7.31	6.94	6.41	5.62
225.0	10.35	9.62	8.94	8.36	7.73	7.04	6.52	5.94	5.41
270.0	12.46	11.46	10.62	10.20	9.30	8.83	8.25	7.36	6.94
315.0	10.35	9.62	9.04	8.52	7.88	7.31	6.83	6.20	5.68
360.0	9.15	8.52	7.94	7.36	6.83	6.25	5.73	5.10	4.63
C/γ(°)	81.0	82.0	83.0	84.0	85.0	86.0	87.0	88.0	89.0
0.0	4.21	3.78	3.21	2.73	2.42	2.10	1.84	1.52	1.16
45.0	4.15	3.63	3.15	2.73	2.26	1.89	1.58	1.31	1.10
90.0	3.73	3.31	2.84	2.47	2.10	1.84	1.52	1.21	1.21
135.0	4.36	3.89	3.57	3.10	2.63	2.42	2.10	1.89	1.21
180.0	5.31	4.63	4.10	3.73	3.15	2.84	2.37	2.10	1.84
225.0	4.89	4.47	3.94	3.42	2.94	2.68	2.16	1.89	1.58
270.0	6.36	5.57	5.10	4.52	3.84	3.31	2.89	2.47	2.10
315.0	5.10	4.73	4.05	3.63	3.21	2.79	2.47	2.16	1.89
360.0	4.21	3.78	3.21	2.73	2.42	2.10	1.84	1.52	1.16

Intensity data(cd)

C/ γ (°)	90.0
0.0	1.21
45.0	1.10
90.0	1.21
135.0	1.26
180.0	1.58
225.0	1.42
270.0	1.79
315.0	1.68
360.0	1.21